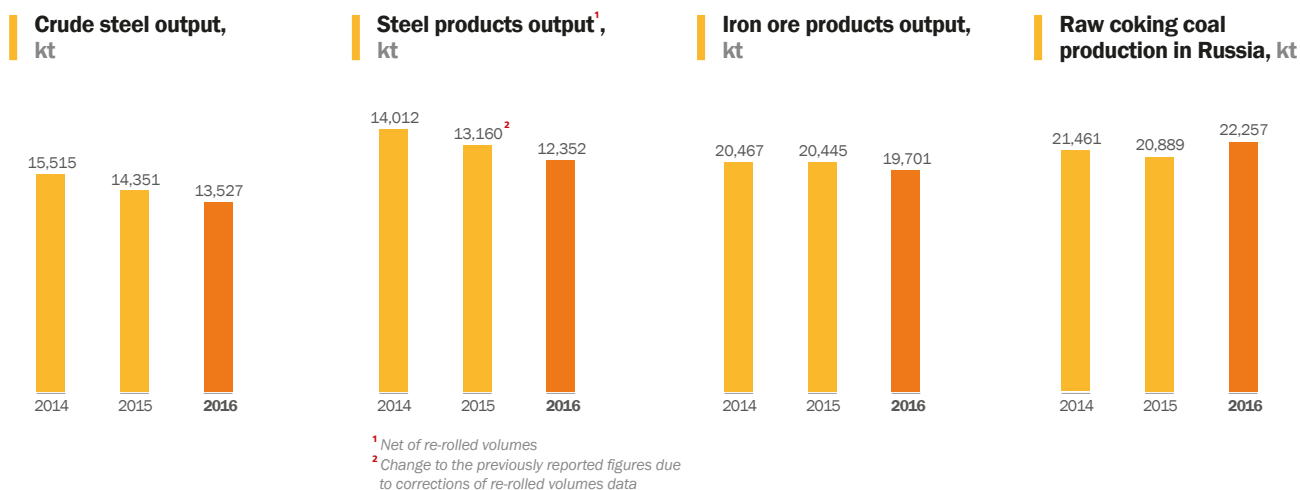
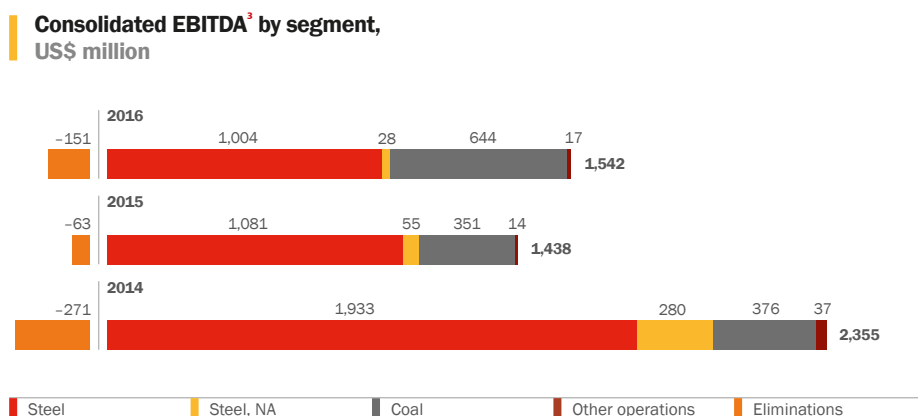
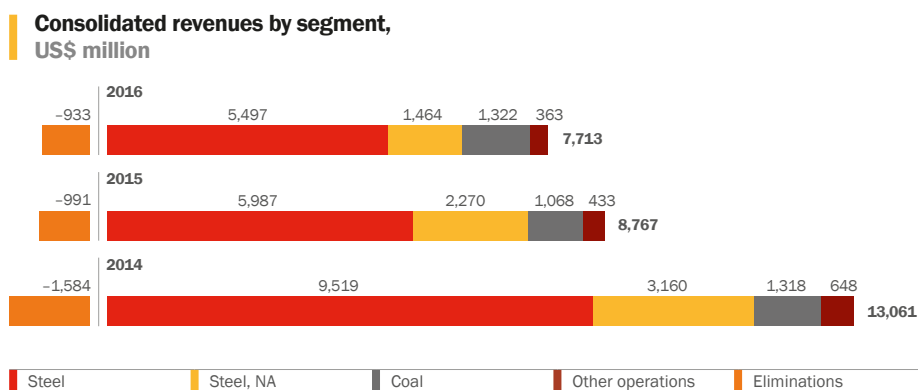


# EVRAZ in figures

## OPERATING HIGHLIGHTS



## FINANCIAL HIGHLIGHTS



### Net debt

**US\$ 4,802 million**  
 ↓10% yoy

### CAPEX<sup>4</sup>

**US\$ 428 million**  
 0% yoy

### Net loss

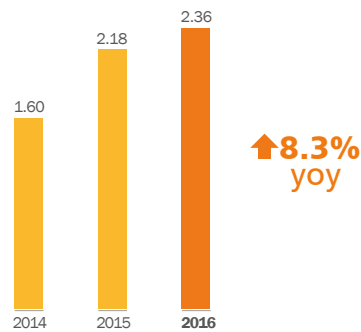
**US\$ 188 million**  
 ↓74% yoy

<sup>3</sup> In 2015, management changed the definition of segment expense and EBITDA to make these indicators more comparable with Russian steel peers. Segment expense and EBITDA have now been adjusted to not include social and social infrastructure maintenance expenses. As a result, the Group restated EBITDA for both financial reporting and management accounts purposes for the year ended 31 December 2014.

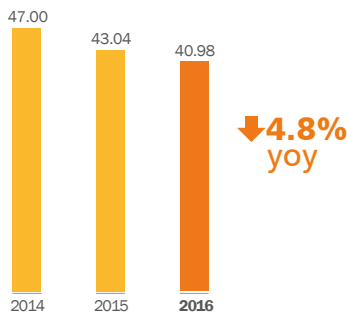
<sup>4</sup> Including payments on deferred terms recognised in financing activities and non-cash transactions.

## CSR HIGHLIGHTS

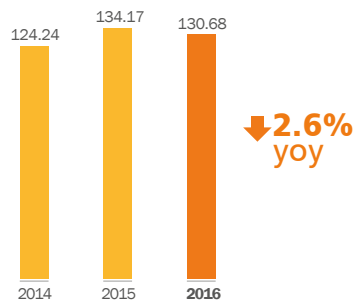
### LTIFR (excluding fatalities), per million hours



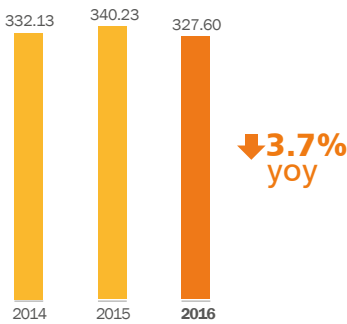
### EVRAZ GHG emissions, MtCO<sub>2</sub>e



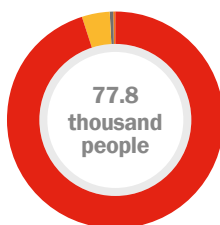
### Key air emissions, kt



### Fresh water consumption, million m<sup>3</sup>

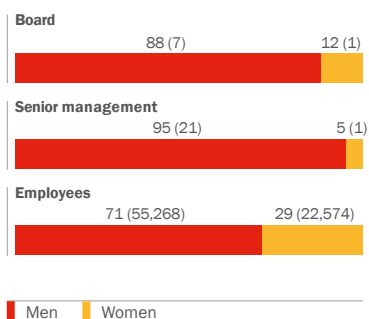


### Employees by region in 2016, %



Region	%
Russia & CIS	95.2
North America	3.9
Africa	0.5
Europe	0.4

### Diversity of employees, senior management and directors, % (number of people)



## SHAREHOLDER STRUCTURE

### Ultimate beneficial owners, % of voting rights<sup>1</sup>



Ultimate beneficial owner	%
Roman Abramovich <sup>2</sup>	31.03
Alexander Abramov <sup>3</sup>	21.38
Alexander Frolov <sup>3</sup>	10.68
Gennady Kozovoy <sup>4</sup>	5.90
Alexander Vagin <sup>4</sup>	5.84
Eugene Shvidler <sup>2</sup>	3.09
Other	22.08

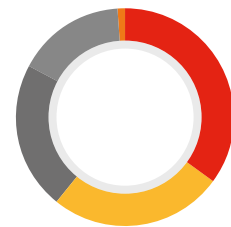
<sup>1</sup> The Group is aware of the following ultimate beneficial owners who have an interest in three percent or more of EVRAZ plc's share capital (in each case, except for Gennady Kozovoy, held indirectly).

<sup>2</sup> The number of shares as per TR-1 Form: Notification of major interest in shares dated 7 June 2016. Includes pro-rata shareholding held via Lanebrook and additional shares held outside Lanebrook.

<sup>3</sup> The number of shares as per Notification on PDMRs dealing dated 30 December 2016.

<sup>4</sup> The number of shares is as per TR-1 Form: Notification of major interest in shares dated 6 February 2013. For Mr Kozovoy, includes shares held directly.

### Institutional shares by geography, %



Geography	%
United Kingdom	35
Europe (excl. United Kingdom, Russia)	26
Russia	22
North America	16
Rest of the World	1



See Additional information on page 258 for more details.